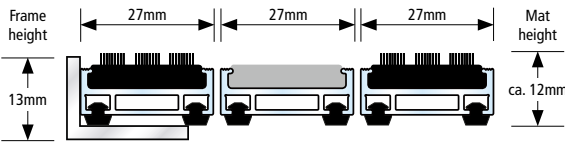









# Tactile and visual guidance system TOP CLEAN TREND® 12 for blind and visually impaired people

When equipped with a visual and tactile guidance system, TOP CLEAN entrance mats help to prevent accidents. As an aid to orientation for blind and visually impaired people, an innovative safety concept can be integrated into all system combinations – for indoors and outdoors. A palette of design variants with ribbed carpet, scraper bar brush strips and cassette brushes in numerous colours is available for the combinations.




-  Tactile/visual guidance system
-  Accessible
-  For use indoors or in covered outdoor areas
-  For outdoor use
-  Recyclable
-  Rust-proof



- |  |  |  |
|--|--|--|
| <b>1</b> Zone 1: Coarse Dirt Collecting Area | <b>2</b> Zone 2: Intermediate Zone for heavily frequented Entrance | <b>3</b> Zone 3: Fine Dirt and Damp Dirt Collecting Area |
|--|--|--|











## TECHNICAL DATA

<b>Aluprofile</b>	Warp resistant aluminium profile (alloy EN AW 6060)
<b>Upper</b>	Plastic profile alternating with Cassette Brush made of robust, heavy-duty polyamide 6
<b>Underside</b>	Base of the mat is mechanically fitted with rubber inserts for anti-slip and noise reduction
<b>Profile width Plastic profile</b>	27 mm
<b>Profile width Cassette Brush</b>	27 mm
<b>Mat height</b>	ca. 12 mm
<b>Wall thickness</b>	up to 1,5 mm
<b>Weight /m<sup>2</sup></b>	11,6 kg
<b>Max. profile length in one piece</b>	300 cm
<b>Max. weight in one piece</b>	50 kg
<b>Special shapes</b>	Can be custom-made to your specifications (at an extra charge)
<b>Mat division</b>	Standard = as of a profile length of 300 cm or weight of 50 kg Mat divisions into a profile length and weight according to customer requirements are possible
<b>Mat connectors</b>	High-quality connecting elements made of V2A are mounted in the factory in the case of multiple-part mats



# Tactile and visual guidance system TOP CLEAN TREND® 12 for blind and visually impaired people

## PRODUCT INFORMATION

<b>Traffic<sup>1)</sup></b>  normal	<b>Suitability for wheels<sup>2)</sup></b>  350 kg	<b>Static load<sup>3)</sup></b>  6.000 kg	<b>Load per wheel<sup>4)</sup></b>  200 kg
<b>Dirt absorption</b>  high	<b>Moisture absorption</b>  medium	<b>Slip resistance</b>  Cassette Brush R13	<b>Fire behaviour</b>  Cassette Brush Bfl-s1 (on request)
<b>Warranty<sup>5)</sup></b>  10 years	<b>Reach<sup>6)</sup></b>  REACH-compliant		
<b>Suitability to cross over with</b>	Wheelchair, Luggage trolley		
<b>Areas of application<sup>7)</sup></b>	<ul style="list-style-type: none"> <li>• Object areas</li> <li>• Public areas</li> <li>• Private areas</li> </ul>		

## ACCESSORIES

(for an additional charge)	<ul style="list-style-type: none"> <li>• Mat frame</li> <li>• T-bars (for all multiple-part Top Clean mats without connectors)</li> </ul>
----------------------------	---

## SERVICES


(on site, for an additional charge)	<ul style="list-style-type: none"> <li>• Building site advice</li> <li>• Measurement using digital measuring device</li> <li>• Fitting and laying service</li> <li>• Disposal of used mats</li> <li>• Repairs/replacement of insert types following wear</li> <li>• Cleaning</li> </ul>
-------------------------------------	---

### Plastic profile



Light Grey

### Cassette Brush



Grey



Black

1) Normal: used on foot up to approx. 2,800 times, medium: approx. 2,800 times or more, strong: approx. 5,100 times or more per day.  
 2) When laid completely supported suitable for a customary lift truck (tandem rollers) up to the specified total weight.  
 3) The static load tests to establish the load-bearing capacity of our entrance mats have been performed on a testing machine able to conduct tests with a load of up to 100 t, using a 10 x 10 cm (=100 cm<sup>2</sup>) pressure vessel. Mats with Brush Strips or Scraper Bars are only suitable for wheeled items to a limited extent. It is vital to avoid accelerating, braking or manoeuvring on the mats!

4) The specified loads refer to a polyurethane wheel with a diameter of 85 mm and width of 100 mm. When investigating our entrance matting systems, we simulated the point load that is applied to the mat by a single roller. To obtain the overall load, this value can be multiplied by the number of rollers that the means of transportation has.  
 5) Production and material defect warranty. The warranty depends on the manner of application, installation, and regular cleaning and maintenance in accordance with the recommendations of GEGGUS. All warranties are subject to our Terms of Sale and Supply. These can be found on the Internet at [www.geggus.de](http://www.geggus.de).

6) GEGGUS products do not contain, in a concentration of more than 0.1%, any substances that are currently considered to be of very high concern (SVHC) and that are included on the candidate list.  
 7) When assessing the requirements for a particular application, the performance features of the individual mat types should be taken into account.